

KISTOCK DATALOGGER KT50 / KH50 for HVAC

Temperature / Humidity



KEY POINTS

- Configuration and data viewing software freely downloadable
- Configuration and data processing software available as option
- 16,000 measurement points
- Measure up to 2 parameters
- 2 configurable setpoint alarms
- 1 line LCD display
- Fast data download (1000 values/second)
- Magnetic mounting
- IP65 (KT50) and IP20 (KH50) housing

TECHNICAL FEATURES

| | KT50 | KH50 |
|---------------------------------|---|-----------------------|
| Units displayed | °C, °F | °C, °F, %RH |
| Resolution | 0.1°C, 0.1°F | 0.1°C, 0.1°F, 0.1%RH |
| External inputs | Micro-USB connector | |
| Internal sensor | Temperature | Humidity, temperature |
| Setpoints alarms | 2 setpoint alarms on each channel | |
| Frequency of measurement | From 1 minute to 24 hours | |
| Operating temperature* | From -40 to +70°C | From -20 to +70°C |
| Storage temperature | From -40 to +85°C | |
| Battery life | 500 days** | 365 days** |
| European directives | 2014/30/EU EMC; 2014/35/EU Low Voltage; 2011/65/EU RoHS II; 2012/19/EU WEEE | |

HOUSING

Dimensions

61.3 x 40 x 21.9 mm

Weight

40 g

Display

1 line LCD screen
Screen dimensions: 26.5 x 22.5 mm

Control

1 key: OK

Material

Compatible with food industry environment
ABS housing
Caps made of Elastomer

Protection rating

IP65: KT50
IP20: KH50

PC communication

1 micro USB input

Battery power supply

2 x CR2032 (lithium 3 V)

Environmental conditions of use

Hygrometry: in non condensing condition
Maximum altitude: 2000 m
Air and neutral gases

*The screen can be hard to read, and its display speed often slows down at temperatures lower than 0°C. This has no effect on the accuracy of measurements.

**On the basis of 1 measurement each 15 minutes at 25°C

| | |
|--------------------|------|
| TECHNICAL FEATURES | KT50 |
|--------------------|------|

• INTERNAL SENSOR

| | |
|-----------------|---|
| Type of sensor | NTC |
| Measuring range | From -40 to +70°C |
| Accuracy* | ±0.4°C from -20 to 70°C ±0.8°C below -20°C |

| | |
|--------------------|------|
| TECHNICAL FEATURES | KH50 |
|--------------------|------|

• THERMO-HYGROMETER

| | Hygrometry | Temperature |
|-----------------|--|--|
| Type of sensor | Capacitive | NTC |
| Measuring range | From 0 to 100% RH | From -20 to +70°C |
| Accuracy* | ±2% RH (from 15°C to 25°C, from 5 to 95% RH)** | ±0.4°C from 0 to 50°C ±0.8°C below 0°C or above 50°C |

* All accuracies indicated in this document were stated in laboratory conditions and can be guaranteed for measurements carried out in the same conditions, or carried out with calibration compensation.

** Factory calibration uncertainty: ±0.88% RH. Temperature dependence: ±0.04 x (T-20) % RH (if T<15°C or T>25°C)

EN 12830 STANDARD

KT 50 models dedicated to food industry, meet with requirements of **EN 12830 norm**. This certification is required for transportation, storage and distribution of refrigerated, frozen and deep-frozen food, and ice cream
Certification is done by an independent laboratory, **COFRAC** accredited.

RECORDER FUNCTIONS

Recording modes

The KISTOCK allows to record the values measured instantaneously, it records the values according to a predefined interval.
On the other hand, it is possible to operate continuously the KISTOCK thanks to a **loop** recording.

3 types of dataset start

The measurement dataset can be launched :

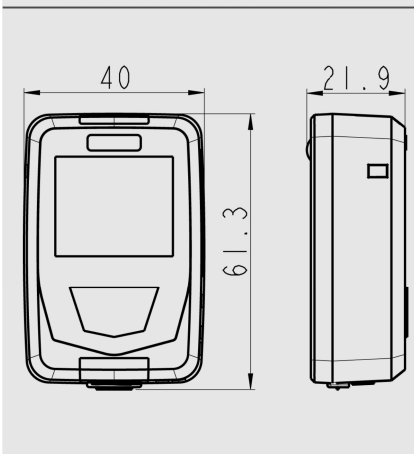
- With a delayed start (with predefined date and time)
- With the software
- With push-button

6 types of dataset stop

You can stop your dataset :


- According to a date and time (if it was started the same way)
- According to a recording duration
- According to a predefined number of recording points
- If the storage capacity of the memory is full
- With “**Stop**” option of the software
- By holding “**OK**” key during about 5 seconds, if this function has been previously activated by the software.

| |
|-----------------|
| DIMENSIONS (mm) |
|-----------------|

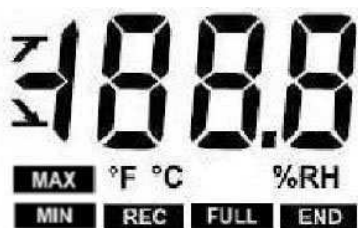


| |
|-------------|
| CONNECTIONS |
|-------------|

PC connection input



SCREEN



°C.. Temperature in degrees Celsius
°F.. Temperature in degrees Fahrenheit
%RH..... Relative humidity (KH 50)

END Dataset is finished

REC Records the values at the moment when this indicator appears / flashing: the dataset has not yet started

FULL Slow flashing: dataset is taking between 80 and 90% of storage capacity
Fast flashing: dataset is taking 90-100% of storage capacity
Constant: storage capacity filled up

MIN Displayed values correspond to maximum and minimum values of the channels

MAX



Alarm action type: rising or falling action

BAT flashing on the screen + flashing of LEDs : means that the battery must be changed

SOFTWARE

- Freely downloadable software on www.kimo.fr/kilog
KILOGLITE software allows to configure the datalogger, to view data and to save data in PDF file.



- Configuration and data processing software**
KILOG software allows you to configure, save and process your data in a very simple way.
- Software only**.....Ref. KILOG-3-N
- Complete set: Software + 1 interface**..... Ref. KIC3-N

- USB cable - micro USB**

This cable allows you to connect your KISTOCK to your PC. Ref. CK50



ACCESSORIES

- Lace.** Ref. KDC
- 2 CR2032 batteries pack .** Ref. P2-50
- Data collector:** Collects up to 20 000 000 points from one or several KISTOCK directly on-site. Results restitution on PC of realised datasets. Ref: KNT-320



Only the accessories supplied with the device must be used.

CALIBRATION

KISTOCK dataloggers can be supplied with an optional calibration certificate.

GUARANTEE PERIOD

KISTOCK dataloggers have 1-year guarantee for any manufacturing defect (return to our After-Sales Services required).

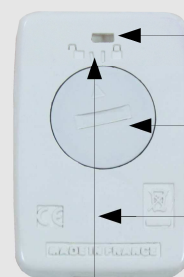
PRECAUTIONS FOR USE

Please always use the device in accordance with its intended use and within parameters described in the technical features in order not to compromise the protection ensured by the device.

MOUNTING

KISTOCK can be mounted in different ways, you can also move it or install it very easily.

- Magnetic mounting (cf. photo)
- Secured mounting



Necklace for anti-theft

Batteries cover

Magnetic fixing

Locking sign for the batteries cover

HOW TO CHANGE THE BATTERY



With 500 days* battery life, KISTOCK ensure long-term measurements.

To change the battery :

- Unlock the battery cover with a screwdriver or a coin.
- Put the 2 batteries superimposing them (3 V CR2032 button batteries) with the + pole visible.
- Put back the batteries cover : the sign of the the batteries cover must be placed in front of the opened padlock.
- Turn right the batteries cover : the sign on the batteries cover must be placed in front of the closed padlock.

* For a KT50 on the basis of 1 measurement each 15 minutes at 25°C



CAUTION ! Material damages can occur, apply the indicated precautionary measures.



Once returned to KIMO, required waste collection will be assured in the respect of the environment in accordance with European guidelines relating to WEEE.

www.kimo.fr

Distributed by :



EXPORT DEPARTMENT

Tel : + 33. 1. 60. 06. 69. 25 - Fax : + 33. 1. 60. 06. 69. 29

e-mail : export@kimo.fr



uw distributeur | servicepartner

Antennestraat 26
1322 AB Almere
Nederland

+31 (0)36 535 06 51
info@mw-instruments.nl
www.mw-instruments.nl

onderdeel van
www.hitma.nl/mw

